

The Ultimate Fann Mountains Trek

Trip Code: UFT

Version: UFT The Ultimate Fann Mountains Trek



WALK & TREK



GUIDED GROUP



MODERATE



HIGHLIGHTS

- An off-the-beaten-track trek in a little-visited part of the Pamir range
- Enjoy pristine campsites alongside azure-blue Fann Mountain lakes
- Meet the nomadic Tajik shepherds as they graze their flocks on remote upland pastures
- Cross into Uzbekistan to discover Samarkand's magnificent Registan Square

AT A GLANCE

- 7 days trekking
- 3 days sightseeing
- Max altitude - 3860m
- Join at Dushanbe, End in Samarkand

ACCOMMODATIONS & MEALS

- 13 Breakfasts
- 11 Lunches
- 10 Dinners
- 5 nights Camping
- 1 nights Homestay
- 1 nights Mountain Hut / Refuge
- 2 nights Guesthouse
- 4 nights Hotel

[VIEW DATES, PRICES & BOOK YOUR HOLIDAY HERE](#)

Introduction

The southern edge of the Central Asian republics is defined by the rocky barrier of the Pamirs which includes the little-visited Fann Mountains. This spectacular range has numerous snow-capped 5000 metre peaks and the potential for brilliant trekking, through rocky valleys and across high passes. Accessed through the Tajikistan capital, Dushanbe, our sensational trek makes a comprehensive tour of this rugged and picturesque landscape, where Tajik shepherds graze their flocks on remote upland pastures. Climbing to high viewpoints and enjoying a succession of superb lakeside camping places, this is a truly memorable trek. After the trek, we travel into neighbouring Uzbekistan, where we visit the stunning Silk Road city of Samarkand. More than 2500 years old and known as the 'Gem of the East', Samarkand is one of the wonders of the world, with mosaic-clad monuments that are guaranteed to take your breath away. This is Central Asia at its best!

Is this holiday for you?

This is great territory for trekking, generally following clear, dry paths through rocky mountain terrain. The trails we follow have been used by local shepherds for generations. We will be walking for around 6 and 7 hours each day, stopping for lunch after 3 or 4 hours, although some days may be longer. Many of the days will include between ascent and descents of up to 1000m. Trekking at altitudes above 3000m makes greater demands on the body than walking at low elevations and can be challenging even for fit hikers. You should ensure that you are physically prepared for this trek. In addition, this trip involves some long overland transfers and a potentially slow border crossing. This holiday is a real off-the-beaten-track experience and is therefore most suitable for those with a longing for adventure, who have trekked previously in remote areas.

Itinerary

Version: UFT The Ultimate Fann Mountains Trek

DAY 1

Meet at the group hotel in Dushanbe. After breakfast sightseeing tour of city.

Arriving in Dushanbe in Tajikistan in the early morning, we meet our tour leader and transfer to the group hotel, where we have arranged an early check in. After a couple of hours to freshen up we will start our tour of this capital city. A city with a captivating history and unique architecture we take in the famous "Sleeping Buddha" at the National Museum of Antiquities and Navruz Palace. After lunch, we will visit the statue of Ismail Somoni in Rudaki Park. This large monument commemorates the 1,100th anniversary of the Samanid State, a Golden Age of the Tajik nation, when science and arts flourished. From there we will walk through pretty Rudaki Park, which is dedicated to the great Persian poet Rudaki, who also lived during the Samanid period, in the 10th century.

Meals: **B L D**



Accommodation

Hotel

DAY 2

Drive to Iskanderkul. Short hike to waterfalls and stay in cottage on the lake shore.

It's a moderately long but scenic drive out of Dushanbe to Iskanderkul. We will stop on the way to have lunch in Sarvoda. By early afternoon we will reach Iskanderkul, the triangular lake named after Alexander the Great ("Iskander" is the Persian form of Alexander). It is considered to be one of the most exquisitely beautiful lakes in all of the former Soviet Union. In addition to admiring the views there will be time for a short hike to Iskander Waterfall and Snake Lake before dinner. We will spend the night in rustic cottages on the lake shore.

Meals: **B L D**



Accommodation

Guesthouse



Time

1-2 hrs walking

DAY 3

Drive to 7 Lakes; Walk 1 hour to the final lake at Hazorchashma where we camp (2400m)

We will be back on the road again today following a route which takes us through the Shing Gorge, with its famous seven pearls of Tajikistan - seven mountain lakes each with its own distinctive colour, microclimate, and flora. We are in no hurry today and can take photo stops at many beautiful spots along the way. Near the fourth lake we stop at the village of Noffin for lunch in a family guesthouse. After lunch we drive further up to the sixth lake with a short walk in Podrud village along the way. From sixth lake we hike less than one hour up to the 7th and last lake - Hazorchashma. The trekking crew of donkeys, cook and support staff will meet us at the lake, where we will set up camp.

Meals: **B L D**

	Accommodation Camping		Time 1 hr walking		Distance 2KM
---	---------------------------------	---	-----------------------------	---	------------------------

DAY 4

Trek day 2: Hazorchashma Pass to Danisher (2800m), via Tovassand Pass

After a hearty breakfast at camp we trek East from Hazorchashma Lake towards Tovassang Pass, climbing steadily to 3350m. The exertion is well worth the effort, though, as we will be treated to an incredible view over the stunning Sarmat Gorge. We continue on, through the breath taking Danisher Gorge, where we will find a spot to camp for the night.

Meals: **B L D**

	Accommodation Camping		Time 6 - 7 hrs trekking		Distance 12KM
---	---------------------------------	---	-----------------------------------	---	-------------------------

DAY 5

Trek day 3: Danisher to Duoba (1870m)

Fortunately, what goes up must come down and it's downhill all the way today. We'll stroll down the trail that leads through dense forest to the small village of Khomori Goitan before crossing the Archamaidon and Sarmat rivers. We'll be glad of our crew and their pack mules who'll take the hard work out of carrying our gear, leaving us free to focus our attention solely on the unmissable scenery that unfolds before us. Our goal today is to reach the Duoba campsite, located at 1870 metres above sea level at the confluence of the Archamaidon and Sarmat rivers.

Meals: **B L D**

	Accommodation Camping		Descent 900M		Time 5 - 6 hrs trekking		Distance 14KM
---	---------------------------------	---	------------------------	---	-----------------------------------	---	-------------------------

DAY 6
Trek day 4: Duoba to Zimtut Village (1900m)

Another day's trekking begins this morning. Our route hugs the banks of the Archamaidon River. In comparison to the rocky slopes, the meadows which surround the river are lush and verdant. We follow the main road past the villages of Voru and Gaza. Having paused for lunch somewhere along the way we will hike until we reach the village of Zimtut, where we are welcomed by a friendly family in their home, where we will have dinner and overnight. There will be some time to discover the charming village of Zimtut and get acquainted with the village life.

Meals: **B L D**



Accommodation
Homestay



Time
5 - 6 hrs trekking



Distance
12KM

DAY 7
Trek day 5: Zimtut to Chukurak Lake, via Ghuytan Pass (3000m), and down to Artuch Alpinist Camp (2200m)

Today it is time to hike uphill again as we will cross Ghuytan pass (3000m) to reach Chukurak Lake (2450m). After some time to enjoy this magical mountain lake we hike half an hour down to Artuch Alpinist camp, where we can enjoy the benefits of a night indoors.

Meals: **B L D**



Accommodation
Mountain Hut / Refuge



Ascent
1100M



Descent
800M



Time
5 - 6 hrs trekking



Distance
10KM

DAY 8
Trek day 6: Kulikalon Lakes and on to Bibijanat Lake (2800m)

Feeling refreshed after a good night's rest, we are ready for the delightful ascent to the Kulikalon Lakes. The Kulikalon area is a plateau at an altitude of around 2800m full of rivers and beautiful lakes of varying size and colour. Many consider these lakes to be the most beautiful of the entire Fann Mountains. We will arrive early enough at the lakes, so we can fully explore and enjoy the area at our own pace. We finish our day at the particularly picturesque lake of Bibijanat, where we will set up camp for the night.

Meals: **B L D**






 Accommodation Camping	 Ascent 600M	 Time 4 - 6 hrs trekking	 Distance 10KM
---	---	---	--

DAY 9

Trek day 7: Bibikanat Lake to Alauddin Lake (2700m), via the rocky col of Alauddin Pass (3785m)

We depart Bibijanat and ascend towards the incredible Alauddin Pass (3860m). This is the highest point of our trek and the most challenging climb. We take our time ascending this steep pass, before being rewarded with clear views of Chapdara Glacier, the peak of the same name, as well as Mount Odamsang and Mount Marriya. Looking down from the pass we can already spot the two Alauddin Lakes. The descent is quite steep and it takes longer than it seems until we finally reach the shore of Lake Alauddin where we can bathe in the refreshingly cold water. We set up our tents next to the lake for a truly special campsite.

Meals: **B L D**





 Accommodation Camping	 Ascent 1000M	 Descent 1100M	 Time 7 hours trekking	 Distance 9KM
--	---	--	--	---

DAY 10

Finish trek to Alauddin Alpinist Camp; Drive via Penjikent to Samarkand, Uzbekistan.

Today we walk downhill for half an hour from Alauddin Lake to Alauddin Alpinist Camp, where our driver will be waiting to take us to the border town of Penjikent. In Penjikent we will have a final lunch and to visit the Sarasm ruins - a UNESCO world heritage site before saying goodbye to our Tajik guide. Crossing the border into Uzbekistan we meet with our Uzbeki guide and vehicle for the drive to our hotel in Samarkand. We have included the evening meal with your guide.

Meals: **B L D**

 Accommodation Hotel	 Descent 200M	 Time 1 hour walking	 Distance 2KM
---	--	---	---

DAY 11

Samarkand guided tour and sightseeing

After a relaxed breakfast we start our sightseeing tour of this amazing city as we follow in the footsteps of Tamerlane. We visit the Gur Emir Mausoleum, where the tomb of Tamerlane lies beneath an

enormous slab of dark green jade. The interior of the mausoleum is ornately decorated with blue and gold panels, which shine brightly. We then continue to Registan Square, one of the most magnificent squares in the Islamic World, and the 3 Madrassahs (Islamic Colleges) that surround the square. Our tour also visits Shakh Zinda Necropolis, Bibi Khanym Mosque - built by Tamerlane in the 15th century - and King Ulugbek's Observatory, which still houses parts of the original astronomical instruments.

Meals: **B L**



Accommodation
Hotel

DAY 12

Free day in Samarkand.

Today is free for you to discover the hidden gems of this enchanting Silk Road city. You can immerse yourself in the rich culture and history of the old town, where you can stroll through the narrow and winding alleyways. Perhaps take in some souvenir shopping at the Slyob Bazaar, visit a traditional teahouse or explore some of the many other photogenic mosques, minarets and madrassahs (university buildings). Another option is to take a day trip to nearby Shahrisabz, one of the most ancient cities along the Silk Road and birthplace of Amir Temur, 88km to the south of Samarkand. Your tour leader can help you plan to get the most of out of this free day.

Meals: **B**



Accommodation
Hotel

DAY 13

Depart Samarkand; an airport transfer is included.

An early morning transfer takes us back to Samarkand Airport where the trip concludes.

Meals: **B**



Accommodation
Guesthouse

Holiday Information

What's Included

- An experienced English speaking tour leader and assistant guide on trek.
- Single timed airport transfers on arrival and departure
- All accommodation as described
- When camping a full service including food and all equipment (excluding personal equipment)
- All meals with the exception of dinners in Dushanbe and Samarkand
- All land transport required by the itinerary
- All activities/excursions/entrance fees mentioned except where specified as 'optional'

What's not Included

- Travel insurance
- Uzbekistan and Tajikistan visa fees
- Airport transfers other than group transfers
- Tips for local guides and support staff
- Fees for using a camera at some of the monuments in Samarkand
- Miscellaneous expenses - souvenirs and drinks etc

Joining Arrangements & Transfers

The group will meet at breakfast time at the hotel in Dushanbe. A room has been booked for the preceding night, allowing for check in if arriving on an early morning flight or the day before.

A single group transfer is provided from Dushanbe Airport. On the last day of the itinerary a single group transfer is provided to Samarkand Airport.

Hotel contact details along with an emergency contact number will be provided with your booking confirmation.

Meal Plan

All meals, with the exception of dinners in Dushanbe and Samarkand, are included in the holiday price.

Food & Water

It is not recommended to drink untreated water from the taps. If you are on a trekking or cycling holiday, water is supplied to fill up your individual bottles. This will be boiled, filtered or provided in large jerry cans or 5 litre bottles. Additionally you should take purification tablets or a filter bottle (such as a [Water-To-Go bottle](#)) to treat your water when in towns or where water is not supplied. We do not encourage the purchasing of single use plastic bottles.

On trek, the food is a mixture of local and Western dishes using ingredients purchased locally and cooked by trek cooks. Breakfasts consist of porridge or eggs, bread, tea and coffee. Lunches are usually a healthy picnic with a choice of canned fish, tinned meats, cheese, sausage, tomatoes, cucumbers served with potatoes, rice or pasta. Dinner taken in a group 'mess' tent will consist of a starter and main course followed by fruit. Please note that vegetarianism is a concept not widely understood in Central Asia. Please note that vegetarianism is not a concept widely understood in Central Asia and choices for vegetarians will be much more limited. If you are vegetarian please remember to inform us of your dietary requirements before you travel. You may also wish to bring along some snacks from home to use during the course of your walking days.

Accommodation

On arrival we stay in a local 3 star hotel in Dushanbe. We have booked the rooms for the night before the tour starts, so if arriving early in the morning we will have access to the rooms to get a few hours rest before breakfast. We stay an additional night in the hotel in Dushanbe.

At Lake Iskanderkul we stay in basic cottages on the lake shore, the rooms here are en suite.

On trek we have a total of 5 nights supported camping, 1 night in a local homestay in a small village on the route, and night in a mountain hut.

There will also be 3 nights in en suite rooms at a comfortable hotel in Samarkand.

With the exception of the night in the homestay, all accommodation is twin share. If you are travelling by yourself, you will be paired up with another single client of the same sex. Single rooms (not available in the homestay) and tents are available for a supplementary cost. Single tents are limited and should be requested at the time of booking.

If you are planning to extend your holiday, additional nights in Samarkand are available on request.

Group Leader & Support Staff

The group will be led by a professional and qualified tour leader.

Groups of 8 or more travellers will also have a second, assistant leader.

Whilst on trek the group will be supported by a local trek crew including cooks, camp assistants and porters.

Altitude

This holiday involves going to high altitude. During the course of your trip you will reach altitudes in excess of 3500 metres. This is not something that you should worry about; the human body is quite capable of adapting to a very wide range of altitudes, but it is important that we follow some simple rules in order to acclimatise successfully. Before coming on this holiday you should read the advice on [trekking at high altitude](#). You can also talk to one of our trekking experts if you have any concerns about altitude.

Spending Money

Approximately \$200 should be allowed for miscellaneous expenses, including approximately \$60 for trek crew and drivers tips. We recommend that you take your travel money in the form of US dollars cash. Money can be changed at a reasonable rate at Dushanbe Airport or at authorised money changers near to the hotel. Credit cards are of limited use in Tashkent and Samarkand and foreign cards are not generally accepted at ATMs.

Guidance on Tipping

In Central Asia, it is usual to tip the members of your trek crew, including your local guide, if you are happy with the services provided. We suggest you coordinate these tips as a group and as a rough guide we recommend £50 will cover this aspect of your trip expenditure. The exact amount should be determined by the group and the tour leader will give advice on how this should be distributed throughout the crew.

Baggage Allowance

For this holiday you should take one piece of luggage, which should be a soft and sturdy duffel bag, and a day pack. Your bag on trek will be carried by pack animals and should not weigh more than 15kg. For international flights please check your baggage allowance with your airline.

Group Size & Holiday Status

For each holiday there is a minimum number of participants required to enable it to go ahead. Once the minimum number is reached, the trip status will change from 'Available' to 'Guaranteed to run'. You can check the trip status for each departure in the 'Dates and Prices' table. Other than in exceptional circumstances, we will not cancel a trip once it has achieved this guaranteed to run status so you are free to proceed with your international flight booking and other travel arrangements.

General Information

Passport & Visas

The information that we provide is for UK passport holders. A passport with 6 months remaining validity at the end of your stay is generally required, and you should have at least 2 blank pages for each country that you visit.

It is your responsibility to ensure that you have the correct travel documents and visas for your holiday.

Please ensure that you check for the latest advice before travel. For the most up to date information on entry requirements, please visit the [UK Government website](#).

If you have a UK passport you can enter Uzbekistan as a visitor for stays of up to 30 days without a visa. For stays longer than 30 days you can apply for an e-visa via the [Uzbekistan e-visa Portal](#)

Other nationalities, should check entry requirements with the Embassy of the Republic of Uzbekistan in their own country.

Visa Tajikistan

UK, US, Australian, New Zealand, Irish, and Canadian passport holders can apply for a Single Entry visa via the Tajikistan e-visa Portal: <https://www.evisa.tj/index.evisa.html>

Our agent in Tajikistan has offered to expedite Tajikistan e-visas for KE customers. Please contact KE if you would like to take advantage of this service. We will require a single scan of both pages that face each other in the passport, not just a scan of the information page of your passport. There will be a fee of \$60 in total (\$30 Tajikistan e-visa fee + \$30 admin fee). The \$60 fee will be converted into the currency you are paying KE at the prevailing exchange rate. We will e-mail your Tajik e-visa to you once it has been issued. **Please ensure you cross-check ALL details on your Visa prior and inform us of any errors immediately.**

The e-visa is valid for a period of up to 90 days from the date specified in your application, although you can spend no more than 60 days within the country.

If you are arranging your own visa, the Tajikistan e-visa portal recommend applying for the e-visa at least 2 weeks ahead of travel, however we have found these timings can sometimes be quite tight and would recommend applying 4 weeks ahead of travel to allow for any unexpected delays. *** Please note that recent Tajik Visa applications have required a letter of invitation and we will be sending these out to any customers applying for their own visa.**

The information you provide for the e-visa needs to **exactly match** your travel documents or you may be refused entry to the country.

Please enter the following on the application form:

Where asked if you need a GBAO Permit tick - **NO**

Group identifier - **KE Adventure Travel / Paramount Journey**

Address in Tajikistan - **Shumon Hotel, Niyози 34, Dushanbe 734000**

You will be asked to upload a copy of your passport. Please use a scanner, rather than a phone camera, and make a single scan of both pages that face each other in the passport, not just a scan of the information page of your passport. Only use the supported formats listed for your passport scan and ensure the file size is less than 1MB.

Important: if your occupation is in journalism or government service such as the military or police, please contact the KE office before making your application.

Health & Vaccinations

If you have a severe allergy please inform the KE office before you travel. We will do all we can to help, but we cannot guarantee an allergy free environment on KE trips. You will need to carry your own treatment for the allergy with you, as 'adrenaline auto-injectors' are not carried as standard by KE leaders and staff. You should inform your leader on arrival of your allergy, and let them know where you keep your adrenaline pen.

VACCINATIONS

You should contact your doctor or travel clinic to check whether you require any specific vaccinations or other preventive measures. You should be up to date with routine courses and boosters as recommended in the UK e.g. diphtheria-tetanus-polio and measles-mumps-rubella, along with hepatitis A and typhoid. A good online resource is [Travel Health Pro](#).

Preparing for your Holiday

Getting some additional exercise before coming on an active holiday makes a lot of sense. The fitter you are, after all, the more enjoyable you will find the experience.

You should be aerobically fit and comfortable with walking for up to 8 hours for consecutive days. Hill walking, with a good amount of ascent and descent, is the best training, and we would suggest that you try to fit in a number of long weekend walks before you depart. Running, cycling and swimming are also good for developing cardio vascular fitness and stamina.

There is little you can do to prepare for the altitude but if you have an excellent level of fitness this can help.

Climate

In Dushanbe, Tashkent and Samarkand, the temperatures in July and August will be hot, with daytime temperatures of 30 to 35 degrees Centigrade. Once we get up into the mountains, it will be much cooler, with average daytime temperatures of 20 to 25 degrees Centigrade and night-time temperatures at our highest camps falling to freezing - 0 degrees Centigrade. The weather is generally excellent throughout the summer, with clear skies and little rain or snow. However, weather in mountainous areas is notoriously difficult to predict, and short-lived storms can occur at any time of the year.

Travel Aware

As a reputable tour operator, KE supports the British Foreign, Commonwealth and Development Office's '[Travel Aware](#)' campaign to enable British citizens to prepare for their journeys overseas. The 'Travel Aware' website provides a single, authoritative source of advice for all kinds of travellers and we recommend that before travel, all KE clients visit the official UK Government website at travelaware.campaign.gov.uk and read the FCDO Travel Advice for their chosen destination. North Americans can also check out the U.S. Department of State website: www.travel.state.gov for essential travel advice and tips.

KE treat the safety and security of all clients as the most important aspect of any trip we organise. We would not run any trip that we did not consider reasonably safe. Should the FCDO advise against travel for any reason, we will contact everyone booked to travel to discuss the situation. We receive regular updates directly from the FCDO and are in constant touch with our contacts on the ground. If you have any questions about government travel advice, please call our office.

Single Use Plastic

KE do not encourage the use of single use plastic items. We are ensuring that our agents all over the world are working together to reduce the problem and educate those around them. We are leading by example in our KE office by reducing our plastic use.

Books

- Tajikistan. Bradt (2013 edition)

- Uzbekistan. Bradt (2013 edition)

- Central Asia. Lonely Planet

- The Lost Heart of Asia. Colin Thubron

- The Golden Road to Samarkand. Odyssey Guides

- Foreign Devils on the Silk Road. Peter Hopkirk

- The Great Game. Peter Hopkirk

- Xinjiang, the Silk Road. Islam's Overland Route to China. Peter Yung

Maps

EWP Fann Mountains Map and Guide

1:100,000 Topographical Map plus Central Asia Ridge map and Fann Mountains location map

Travel Insurance

It is an essential condition of joining a holiday with KE Adventure Travel that you have a valid travel insurance policy to cover the cost of medical treatment and to protect the value of your holiday in the event of cancellation. When taking out insurance please ensure the policy you choose covers you for the activities and altitude included in your itinerary.

For appropriate insurance cover we recommend Campbell Irvine Direct. Please go to our [Travel Insurance](#) page for further information and to get a quote.

Equipment Information

Equipment List

Please try to keep the weight of your baggage to a minimum. See the 'baggage allowance' section for further details.

The packed weight of your kit bag whilst trekking should be no more than 15 kgs.

You must bring the following items:

- Hiking boots
- Trainers / sandals for river crossings
- Sleeping bag (comfort rated -5°C)
- Thermarest or similar sleeping mat (please note that thin sleeping mats are provided)
- Socks
- Underwear
- Trekking trousers

- Waterproof overtrousers
- Waterproof jacket
- Thermal underwear
- Thermal baselayer shirts (2 short sleeve, 2 long sleeve)
- T-shirts
- Shorts and/or swimwear
- Fleece jacket or warm jumper
- Warm jacket (down)
- Sunhat
- Warm hat
- Sunglasses
- Warm gloves
- Buff/scarf (to protect against dust)
- Small padlock (to lock your KE kit bag)
- Selection of dry bags (to keep kit bag contents dry)
- Daypack 30 to 40 litres
- Headtorch and spare batteries
- Sun protection (including total bloc for lips, nose etc.)
- Water bottles 1 litre (x2) (we encourage re-filling water bottles rather than single use plastic)

- Water purification tablets
- Washbag and toiletries
- Antibacterial handwash
- Small towel

- Basic First Aid Kit including: antiseptic and antihistamine cream, throat lozenges, diarrhoea treatment (Imodium), painkillers, plasters and blister treatment, Insect repellent, and re-hydration salts (Dioralite).

The following items are optional:

- Trekking poles (optional, but highly recommended)
- Swimwear (we will be camping near mountain lakes on several nights)
- Sleeping bag liner

- Pen-knife (remember to pack sharp objects in hold baggage)

- Repair kit - (eg. needle, thread, duct tape)

- Camera

- Travel clothes
- Reusable cloth bag for shopping (to avoid plastic bags)

Notes:

Every night camping you are usually beside a lake or river, so it is possible to wash yourself and your clothes providing you bring biodegradable soap.

Cotswold Outdoor

Many of the equipment items listed above are available from [Cotswold Outdoor](#) - our '**Official Recommended Outdoor Retailer**'. When you book a holiday with KE you will receive a 12.5% discount with Cotswold Outdoor, Snow+Rock and Runners Need. The discount code can be downloaded from your MyKE account and you can use this code at the checkout, either in store or online.

Land Only Information

The LAND ONLY dates and prices are for the itinerary joining in Dushanbe (Tajikistan) and departing from Samarkand (Uzbekistan). For clients making their own flight arrangements, Dushanbe International Airport is the most convenient for transfers to the group hotel. Please refer to Joining Arrangements and Transfers for further details.

Flights SHOULD NOT be booked until you have received your booking confirmation and the departure is showing 'Guaranteed to Run' or 'Limited'.

Flight Inclusive Information

The FLIGHT INCLUSIVE dates and prices are based on UK flights from London to Dushanbe (and back from Samarkand) with Turkish Airlines. Outbound flights will depart from the UK in the late morning, arriving in Dushanbe in the early hours of the following day (Day 1 of the Land Only itinerary). Return flights will depart from Samarkand in the early hours of the morning on the last day of the itinerary, arriving in the UK in the afternoon of the same day. Regional departures and/or alternative carriers are available on request.

Please be aware that there are often only a limited number of seats available at the advertised price. To avoid paying flight supplements, we recommend that you book as early as possible, especially during peak times. If we are unable to secure seats at the price shown, or you have requested regional departures, we will contact you with an alternative quote. Please note that you may be asked to pay for your flights in advance of your final holiday balance. Note that if you book a package including flights with KE you will benefit from full financial protection.

Why Choose KE

Why KE

We'll help you discover the parts of Central Asia that other tours don't reach! Enjoy this trek, unique to KE, in the wild and wonderful Fann Mountains. With all meals included this holiday is also great value for money.

Please Note This document was downloaded on 24/01/2025 and the trip is subject to change