

# Mount Mgoun - Kingdom of the Berbers

Trip Code: MGO

Version: MGO Mount Mgoun - Kingdom of the Berbers



WALK & TREK



GUIDED GROUP



MODERATE



## HIGHLIGHTS

- Trek through a remote High Atlas region and summit a beautiful 4000m peak
- Journey through the land of the Berbers and learn about their culture
- Camp on lush high pastures and meet nomadic mountain shepherds
- Stroll through the bustling medina and meandering souks of Marrakech

**AT A GLANCE**

- 5 days trekking
- Max altitude 4068 metres
- Join at Marrakech

**ACCOMMODATIONS & MEALS**

- All meals included
- 4 nights Camping
- 1 nights Gite / Hostel
- 2 nights Hotel

[VIEW DATES, PRICES & BOOK YOUR HOLIDAY HERE](#)

## Introduction

---

The magnificent Atlas Mountains of Morocco are home to the stunningly beautiful Ait Bougmez Valley and Mount Mgoun. Described as one of Morocco's best kept secrets, here you'll experience pristine nature and a remote mountain kingdom feeling. With strong historical and cultural links to the Amazigh (free people) or who we know as the Berbers, this region is perfect for a [trekking holiday to Morocco](#). Mount Mgoun is the valley's crowning glory and a superb peak for true adventurers who love going off the beaten track. Ancient caravan routes snake through the cultural heart of the Berbers and as you head to the summit of Mgoun (4071m), you'll discover a hidden pocket of Morocco where travellers are a rarity. Dramatic mountains are surrounded by fragrant orchards, lush pastures, alpine towns and sleepy hamlets. Days are spent trekking through pockets of solitude, whilst evenings are spent camping on beautiful high pastures used by nomadic shepherds. Alongside a wonderful trekking experience you'll learn about Berber culture in a region that was once part of a historical Berber kingdom. With views stretching from the mighty High Atlas to the stunning sands of the Sahara, the adventure ends surrounded by terraced fields and village gardens bordered by the famed Damask rose. This unique holiday opens your eyes to a wonderfully remote, cultural region and finishes in the exotic city of Marrakech.

A genuine small group experience - The Secret of Our Success on Mgoun and in Morocco

KE are proud to say that this holiday in Morocco is limited to a maximum group size of 12. This is our way of working towards leaving only our footprints on the trails, and a smaller group size guarantees a genuine small group adventure. We've been taking our clients walking, trekking and mountaineering for almost thirty years so we know the ingredients of a good guide and a successful group adventure. On this trek to Mount Mgoun, the mountain is neither particularly high nor technically demanding, but the experience and knowledge of our Moroccan leaders, teamed with a smaller group size, can make a big difference to your chance of success on summit day. Those who are new to trekking in remote regions will take particular comfort in the presence of our experienced Moroccan guides, who we believe are the best in the business.

### Is this holiday for you?

This excellent off the beaten track adventure follows well-established trails between valleys and villages and is perfect for anyone who wants to escape the more popular High Atlas trekking routes. Each day

you only need to carry your day pack and as with all our Moroccan camping treks, you'll be fully supported with an excellent team. A number of days include long ascents and descents plus up to 6 or 8 hours of trekking for several days continuously. However as this holiday doesn't spend any nights above 3000m, acclimatisation is very rarely an issue. On summit day and whilst heading up passes we'll encounter zig-zag trails, sections of scree and as you'd expect on any continuous mountain journey, rocky ground. This is a fantastic walking holiday which includes spectacular scenery in a region that sees very few visitors and has strong cultural links to the Berbers and nomads.

# Itinerary

---

Version: MGO Mount Mgoun - Kingdom of the Berbers

---

## DAY 1

**Meet at the group hotel in Marrakech. Transfers from Marrakech Airport are provided.**

Your holiday starts at the hotel in Marrakech. Meet at the group hotel in Marrakech. On arrival at the airport you'll be met by a KE representative who'll assist with the short transfer to the group hotel. Depending on your arrival time and after settling in, you may want to head out and explore. Marrakech is a vibrant city and easy to walk around. Most people head for the large central square of the Djemaa-el-Fna beneath the beautiful minaret of Koutoubia Mosque. Here you can enjoy a bird's eye view with a refreshing mint tea at one of the cafes overlooking the square. If you'd like to visit a Berber Museum, you'll find one located in the peace and tranquillity of the incredibly beautiful Marjorelle Gardens. It took French painter Jacques Majorelle forty years of passion and dedication to create this amazing place in the heart of Marrakech. Home to trees and exotic plants alongside pools filled with water lilies and lotus flowers, it is also known as the Yves St Laurent Garden and is located on Rue (Avenue) Yves Saint Laurent. In 1980 Yves Saint Laurent and Pierre Bergé bought the Jardin Majorelle, saving it from becoming a hotel complex. During their time living in the villa nestled in the garden, they installed irrigation systems and worked with a team of 20 gardeners to create a peaceful masterpiece. In the garden sits a museum dedicated to Berber culture and includes a personal Berber collection from Yves Saint Laurent and Pierre Bergé. In the evening dinner is usually taken at the group hotel or a nearby restaurant.

Meals: **D**



**Accommodation**  
Hotel

---

## DAY 2

**Transfer to Ait Bougmez and hike through poppy fields to Arous.**

After breakfast we begin the journey to the start of our trekking adventure. The drive takes around 4 to 5 hours and is a great way to see the changing scenery change and everyday life. We'll be travelling through rural areas and small local towns before stopping in the town of Azilal for refreshments and lunch. After lunch we make our way towards the Ait Bougmez Valley. This starkly dramatic and beautiful region is home to the village of Agouti (1780m). Nestled in the far west of the valley, Agouti is the first village and was an outpost of the Ait Bouguemez tribe. These fierce fighters once fought rival tribes and defended the only access to this incredible valley. Despite a past reputation with fierce tribes, the Bougmez is now known all over Morocco as the Happy Valley. Here we are guaranteed big smiles, and a

warm welcome is offered to everyone who visits. Dramatically located above Agouti is an ancient igherm or fortified grain store where villagers once stored their possessions and crops. In Agouti we meet our muleteers and trek crew, and after loading up we'll walk through pockets of farmland towards Arous. This is a great way to end the day as our walk follows the river which meanders through poppy strewn fields. After arriving at Arous we set up camp and after settling in will enjoy dinner. As we prepare for our first night of camping in area without light pollution, fingers crossed from now on we'll enjoy star-filled skies.

Meals: **B L D**

 <b>Accommodation</b> Camping	 <b>Ascent</b> 680M	 <b>Descent</b> 230M	 <b>Time</b> 3 hrs walking	 <b>Distance</b> 6KM
---	---	--	--	--

### DAY 3

#### Trek to the beautiful high plateau of Tilibiyt N'Tarkeddit home to nomads.

This morning we leave camp and begin with a trail which ascends gradually towards the Tizi-m-Oumskiyg pass (2910m). As we start our climb, we leave the river behind and we slowly enter the incredible high mountain scenery of the Central Atlas. This remote part of Morocco is fondly known as Morocco's Unspoiled Shangri-La with its traditional mud brick houses and timeless feel. Until recent decades, this region and its Berber inhabitants were almost completely isolated. The Atlas Berbers still have their own language and indigenous dialect. Their music and dance is unique as is the village architecture. Stone or clay houses are tiered on the rocky slopes whilst agadirs (collective granaries), and kasbahs continued to serve as each community's defence right into the twentieth century. As we arrive at the panoramic point of Aghouixni Est (3400m), we'll be rewarded with our first views of Mgoun and the route we take tomorrow. Next we head towards the beautiful high plateau of Tilibiyt N'Tarkeddit which overlooks the Tessaout Valley. This strikingly green oasis area is frequently used by Berber herdsmen and as it sits nestled below the peak of Mgoun, it offers a real sense of isolation. Tonight's camp is surrounded by spectacular rock formations which we can explore. Close by is a basic mountain hut with simple toilet facilities and showers (small fee). The rest of the day is to relax and soak up the ambience of this tranquil spot as we prepare for tomorrow.

Meals: **B L D**

 <b>Accommodation</b> Camping	 <b>Ascent</b> 1000M	 <b>Descent</b> 480M	 <b>Time</b> 6 hrs trekking	 <b>Distance</b> 8KM
---	--	--	---	--

### DAY 4

#### Exhilarating day trekking to the spectacular summit of Mgoun.

An early start today as we set off wearing our head-torches for a pre-dawn start. The initial trial takes us across the lower slopes of Mgoun as the first rays of sunshine begin to creep across the lower slopes of

the mountain. Next we hike along a zigzag footpath which ascends up to a rolling ridgeline and takes us to the first peak of Mgoun Oest (3978m). As we ascend higher we reach one of the most stunning ridges in Morocco and the trail which will finally lead us to main summit of Mgoun. As we start our journey along the Mgoun Ridge we are surrounded by breath-taking views. To the far south we'll see the Jebel Sahro region which frames the edge of the incredible Sahara Desert which lies beyond. In the distance is the mighty Toubkal range and if we look back we'll be able to see our previous two days of trekking. After a fantastic ascent we arrive at the cairned summit of Mgoun (4068m). The views from the top are spectacular and the mountain itself is incredible. There will be time to enjoy the summit and of course take plenty of photos before we begin our descent. We head down on a different route and make a traverse of the mountain. Initially we walk south before descending on trails with sections of scree until we reach the river where we'll stop for lunch. In this lush area we may see wild camels grazing along the fertile valley sides. In the afternoon we'll continue toward Tiguitine (2700m) and our camp for the night. Tiguitine is a great camping location as we're surrounded by strange rock formations and meandering streams.

Meals: **B L D**


 <b>Accommodation</b> Camping	 <b>Ascent</b> 1500M	 <b>Descent</b> 1800M	 <b>Time</b> 8 hrs walking	 <b>Distance</b> 18KM
---	--	---	--	---

## DAY 5

### Follow rivers beds to the kasbah of Tighremt N Tichki and camp beside Ameskar Gorge.

This morning starts with a later and more leisurely breakfast before leaving camp. As we follow a river which takes us away from high mountains, we'll find ourselves in the foothills of the Central Atlas. Here we are surrounded by fertile farmland and after a gradual ascent we'll hike along undulating terrain as we pass through patches of fig trees and criss-cross streams. After the village of Ait Hamou (2550m) we'll arrive in the village of Tighremt N Tichki, which is known for its large kasbah located on the outskirts of the village. The impressive structure is now used as a communal grain store for the village. As a visitor to this region most people are constantly surprised by the friendliness and openness of the Berber people. In Morocco, over 80 percent of people identify themselves as Berber or Amazigh, and the Atlas Mountains are home to the majority. Although the majority of Morocco's population is Amazigh, their language has only been taught in schools since 2009. As the river widens we hike near cascading waterfalls and use stepping-stones to cross the river. After lunch we continue along the river to the villages of Ameskar El Fougani and Ameskar El Tahtani. Tonight is our final night of camping and we spend the night just before the entrance to the Ameskar Gorge.

Meals: **B L D**

 <b>Accommodation</b> Camping	 <b>Ascent</b> 340M	 <b>Descent</b> 1100M	 <b>Time</b> 7 - 8hrs walking	 <b>Distance</b> 24KM
---	---	---	---	---

---

**DAY 6**

### A final trekking day to Boutaghar via the beautiful Petites Gorges of Mgoun.

Today we leave camp and follow fantastic trails which initially take us between impressive valley walls. As the walls steepen we are surrounded by stunning rock formations which surround us and dramatically tower overhead. This trail takes us through the incredible Petites Gorges du Mgoun before eventually opening out onto rich farmland. Here we'll find crops lining the riverbanks and pockets of fruit trees alongside the fragrance of herbs which fill the air. We can relax over lunch beside the river and have time to soak our feet in cooling waters before the final section of the trail takes us to Boutaghar. Tonight we stay in a welcoming gite which has lovely areas to relax in and a central courtyard filled with plants. This will be the final night with our Berber crew and we'll say our goodbyes after dinner.

Meals: **B L D**

---

	<b>Accommodation</b> Gite / Hostel		<b>Ascent</b> 270M		<b>Descent</b> 600M		<b>Time</b> 7 - 8 hrs walking		<b>Distance</b> 22KM
---	---------------------------------------	---	-----------------------	---	------------------------	---	----------------------------------	---	-------------------------

---


**DAY 7**

### Return to Marrakech via the route of the thousand Kasbahs.

After breakfast we transfer out of the Dades Valley as we leave Boutaghar behind. The drive takes us along the famous Kasbah route which passes through Ouarzazate - the Door of the Desert. The town sits at 1,160m in the middle of a bare plateau south of the High Atlas Mountains and to the south lies the desert. Ouarzazate is mainly inhabited by Berber-speakers, who built many of the kasbahs and buildings for which the area is known. As an important destination in Morocco, most people use it as a base to visit the Draa Valley or head into the desert. However this unusual location was made famous as a film location and was used in Lawrence of Arabia, The Mummy, Gladiator and Salmon Fishing in the Yemen alongside the popular Game of Thrones. Along the way we'll stop for lunch at a roadside restaurant serving a variety of traditional Moroccan dishes, cooked on open barbecues. In the afternoon we'll arrive in Marrakech and after checking in at the group hotel the rest of your time is free to explore the souks, shop for last minute souvenirs and soak up the atmosphere of colourful town. In the evening we'll wander through the Djemaa El Fna as it comes alive and enjoy a final dinner taken in a local restaurant.

Meals: **B L D**

---

	<b>Accommodation</b> Hotel
---	-------------------------------

---

**DAY 8**

### Departure day. Marrakech Airport transfers are provided.

Your holiday ends after breakfast. Depending on your flight time you may wish to enjoy a final stroll

around Marrakech before your transfer to the airport. The city has a number of highlights including Jardin Majorelle which was owned by fashion designer Yves Saint Laurent from the 1960s to his death in 2008. Ville Nouvelle is a cobalt-blue exterior which is surrounded by a delightful garden full of rare desert flora plus fuchsia bougainvillea and deep green palms. The result is an explosion of colour nestled in the city. The Bahia Palace is a wonderful palace set in gardens and well worth a visit. Built in the late 19th century, this beautiful building was reputed to be the greatest palace of its time. With a name meaning brilliance, the palace was built by craftsmen from Fez. If you would like to see more of the country then KE can organise a Moroccan extension in the coastal gem of Essaouira or the magnificent Sahara Desert.

Meals: **B**

---



# Extensions


When booking your holiday, you will be able to 'add an extension option'. Once we have received your booking we will contact you to discuss additional services required for the extension and to take any additional deposit.



## Essaouira Riad and Atlantic Coast

Friendly Essaouira provides a beautiful base for this colourful Atlantic Coast extension which offers a fantastic start or end to our holidays in Morocco. Described as the prettiest town in the country, the UNESCO port and medina are a riot of colour and activity. To ensure a relaxing time in Essaouira we take care of private return transfers and riad accommodation for 3 nights at the comfortable Riad Maison du Sud, situated within the ramparts of the medina and just a few minutes walk from the sea. Redecorated in Moorish style, it has a snug sitting room and sunny roof terrace with views of the Mellah and the Atlantic Ocean. Essaouira has plenty of things to do and so we leave your days free for you to enjoy at leisure. This extension starts and ends in Marrakech.

**4 days from**  
**US\$520** per person



## Into the Sahara Desert

For a real taste of the Sahara this adventure is hard to beat! After journeying across the Atlas Mountains we arrive in the oasis town of Agdz for a night in a traditional Moroccan house. Next we head to our comfortable fixed Berber camp at Erg Chegaga and take in a spectacular desert sunset before settling down under star-filled Saharan skies! In the morning we'll watch sunrise over the dunes before exploring this magical landscapes by 4WD. After a night in Ouarzazate, we make our way back to Marrakech via the magnificent UNESCO Kasbah of Ait Ben Haddou. (Please note this extension includes a local driver but not a KE leader. This gives you more freedom to explore at leisure pre/post KE group trip).

4 days from  
**US\$1,005** per person

# Holiday Information

## What's Included

- A professional and qualified tour leader
- Marrakech Airport transfers (on first and last day of itinerary)
- All land transport involved in the itinerary
- All accommodation as described
- All meals
- Full service on trek including food and all equipment (excluding personal equipment)

## What's not Included

- Travel insurance
- Visa fees
- Tips for local staff
- Miscellaneous expenses - souvenirs and drinks etc

## Joining Arrangements & Transfers

---

### TRAVEL TO YOUR DESTINATION

If flying from the UK there are low cost airlines available to the start and from the end of your holiday.

To benefit from full financial protection, ease your holiday planning, and avoid dealing with airlines, we can book scheduled flights from the UK as part of a flight inclusive package. Scheduled flights are usually more expensive than low cost alternatives, however potentially less stressful if your flight is cancelled or delayed. If you book flights through KE Adventure Travel we will offset the carbon of your flight.

The group will meet at the hotel in Marrakech.

Airport transfers are provided for all clients to the group hotel.

Hotel contact details and an emergency number will be provided with your booking confirmation.

### Meal Plan

All meals are included in the holiday price from dinner on day 1 to breakfast on day 8.

### Food & Water

It is not recommended to drink untreated water from the taps. You should take purification tablets or a filter bottle (such as a [Water-To-Go bottle](#)) to treat your water. We do not encourage the purchasing of single use plastic bottles.

All food whilst on trek is purchased locally and cooked for us by our excellent trek cooks. KE groups are always surprised at what the cook team conjure up!

Breakfasts are continental style, with tea and coffee, muesli, bread, jam, honey and soft cheese. A morning snack is also provided and this usually consists of a type of Moroccan 'trail mix' with dried figs and dates, peanuts, sugar coated peanuts and other nuts.

Lunch usually starts with the Berber speciality of mint tea, followed by a buffet of rice, pasta or couscous, with a freshly prepared salad - onion, tomatoes, green peppers, grated carrot, green-beans, with tinned sweetcorn or peas added. Hard and soft cheeses, tinned fish, olives, biscuits and bread are also on the lunchtime menu.

Dinner starts off with soup and bread. The main course is usually rice, pasta, couscous, spaghetti or chips, with a vegetable stew (or tagine) consisting of some of the following - onion, potato, carrot, green pepper, zucchini, turnip, parsnip, green beans, and peas. There will be some meat (usually chicken, lamb or beef), however meat is not prominent in the menu. All dishes come with traditional sauces which are rarely (spicy) hot. To round off dinner, there is the usual range of hot drinks.

## Accommodation

During this holiday the group will spend two nights at a tourist hotel in Marrakech. While there are several more expensive hotels in Marrakech, we try to strike the right balance of a comfortable and conveniently located hotel whilst maintaining a really good value holiday.

In the mountains we have 1 nights at a gite in the village of Boutaghar. Here the accommodation is in small dormitory rooms (mattresses on the floor), usually shared by 4-6 people. The facilities are simple.

We have 4 nights camping. This camping is fully supported with all baggage being carried by mules, as well as tents and mess tent. You will have a team of staff to look after you including a cook. A mattresses is provided, although some people like to bring their own thermarest as well. You will need a sleeping bag. Sleeping bags are available to hire, please contact the KE office to arrange this.

If you are travelling by yourself, you will be paired up with another single client of the same sex. Single hotel rooms and/or single tents are available for a supplementary cost, except for the 1 night in the gite. If you are planning on extending your holiday additional nights at the group hotel or in a range of different hotels and Riad's in Marrakech are available on request.

## Group Leader & Support Staff

The group will be led by a professional and qualified tour leader. The group will also have the support of a full trek crew including cook, baggage animals (mules) and their handlers.

## Altitude

This holiday involves going to high altitude. During the course of your trip you will reach altitudes in excess of 3500 metres. This is not something that you should worry about; the human body is quite capable of adapting to a very wide range of altitudes, but it is important that we follow some simple rules in order to acclimatise successfully. Before coming on this holiday you should read the advice on [trekking at high altitude](#). You can also talk to one of our trekking experts if you have any concerns about altitude.

## Spending Money

Approximately £100 per person (or equivalent in US dollars or Euros) should be allowed for tips, soft drinks, snacks and miscellaneous expenses. Alcoholic drinks, souvenirs and optional activities are additional so you may wish to budget for these.

You cannot usually purchase Moroccan Dirhams outside the country. You can withdraw money in local currency from ATM's on arrival at the airport in arrivals or in Marrakech. You can choose to take your money in pounds sterling, dollars or euros, and you will be able to exchange it at the airport. Credit cards are useful and it is a good idea to carry one in case of emergency.

## Guidance on Tipping

Tips are the accepted way of saying 'thank you' to your local guides and porters. They do not form part of their wages and any tips they receive are seen as a personal thank you from group members. For our part, we advise local teams that tips are not a duty or a prerequisite but are a bonus and entirely dependent on the service that was given.

This is your 'thank-you' to the crew and the final amount should be decided by the group. We estimate that approximately £45 per group member should provide an appropriate level of tips. However, for the leader, we leave the tipping amount totally at your own discretion.

## Baggage Allowance

For this holiday you should take one piece of luggage, which should be a soft duffle bag, and a daypack. Your main baggage whilst trekking will be carried by pack animals and the packed weight of it should be no more than 15kg. It is possible to leave clothes or other items not required on trek at the hotel in Marrakech. You may wish to take a foldaway bag for this purpose.

For international flights please check your baggage allowance with your airline.

## Group Size & Holiday Status

For each holiday there is a minimum number of participants required to enable it to go ahead. Once the minimum number is reached, the trip status will change from 'Available' to 'Guaranteed to run'. You can check the trip status for each departure in the 'Dates and Prices' table. Other than in exceptional circumstances, we will not cancel a trip once it has achieved this guaranteed to run status so you are free to proceed with your international flight booking and other travel arrangements.

# General Information

---

## Passport & Visas

The information that we provide is for UK passport holders. A passport with 6 months remaining validity at the end of your stay is generally required, and you should have at least 2 blank pages for each country that you visit.

**It is your responsibility to ensure that you have the correct travel documents and visas for your holiday.** Please ensure that you check for the latest advice before travel. For the most up to date information on entry requirements, please visit the [UK Government website](#).

### Visa Morocco

UK and USA passport holders do not require a visa for short stays.

## Health & Vaccinations

If you have a severe allergy please inform the KE office before you travel. We will do all we can to help, but we cannot guarantee an allergy free environment on KE trips. You will need to carry your own treatment for the allergy with you, as 'adrenaline auto-injectors' are not carried as standard by KE leaders and staff. You should inform your leader on arrival of your allergy, and let them know where you keep your adrenaline pen.

## VACCINATIONS

You should contact your doctor or travel clinic to check whether you require any specific vaccinations or other preventive measures. You should be up to date with routine courses and boosters as recommended in the UK e.g. diphtheria-tetanus-polio and measles-mumps-rubella, along with hepatitis A and typhoid. A good online resource is [Travel Health Pro](#).

## Currency

The unit of currency in Morocco is the Moroccan Dirham.

## Preparing for your Holiday

Getting some additional exercise before coming on an active holiday makes a lot of sense. The fitter you are, after all, the more enjoyable you will find the experience.

You should be aerobically fit and comfortable with walking 3 to 8 hours for consecutive days. Hill walking, with a good amount of ascent and descent, is the best training. Running, cycling and swimming are also good for developing cardiovascular fitness and stamina.

## Climate

When we are on trek and in the mountains gaining height we can expect the daytime temperatures above 2500m to be around 20 to 25°C, a pleasant temperature for walking. At night, the temperatures, even at our highest camps, will not fall below freezing. We can expect the hottest temperatures in the height of the summer in Marrakech to reach 40°C, dropping to a pleasant 25°C at night. The weather is usually fine at the time of our scheduled departures. However, weather in mountainous areas is notoriously difficult to predict, and rain or even short-lived storms can occur at any time of the year and you must be prepared for extremes of climate.

## Travel Aware

As a reputable tour operator, KE supports the British Foreign, Commonwealth and Development Office's '[Travel Aware](#)' campaign to enable British citizens to prepare for their journeys overseas. The 'Travel Aware' website provides a single, authoritative source of advice for all kinds of travellers and we recommend that before travel, all KE clients visit the official UK Government website at [travelaware.campaign.gov.uk](http://travelaware.campaign.gov.uk) and read the FCDO Travel Advice for their chosen destination. North Americans can also check out the U.S. Department of State website: [www.travel.state.gov](http://www.travel.state.gov) for essential travel advice and tips.

KE treat the safety and security of all clients as the most important aspect of any trip we organise. We would not run any trip that we did not consider reasonably safe. Should the FCDO advise against travel for any reason, we will contact everyone booked to travel to discuss the situation. We receive regular updates directly from the FCDO and are in constant touch with our contacts on the ground. If you have any questions about government travel advice, please call our office.

## Single Use Plastic

KE do not encourage the use of single use plastic items. We are ensuring that our agents all over the world are working together to reduce the problem and educate those around them. We are leading by example in our KE office by reducing our plastic use.

## Travel Insurance

It is an essential condition of joining a holiday with KE Adventure Travel that you have a valid travel insurance policy to cover the cost of medical treatment and to protect the value of your holiday in the event of cancellation. When taking out insurance please ensure the policy you choose covers you for the activities and altitude included in your itinerary.

For appropriate insurance cover we recommend Campbell Irvine Direct. Please go to our [Travel Insurance](#) page for further information and to get a quote.

# Equipment Information

## Equipment List

The following checklist should help you with your packing. As a general rule, you should always try to

keep the weight of your equipment to a minimum.

### **You should bring the following items:**

- Hiking boots
- Trainers or sandals for camp / gites
- Socks & underwear
- Trekking trousers / shorts shorts (please respect local culture and don't wear in villages and town)
- Lightweight waterproof over-trousers
- Thermal baselayers
- T-shirts / tops / shirts
- Fleece jacket or warm jumper
- Lightweight waterproof jacket
- Sunhat / Warm hat
- Sunglasses
- Lightweight thermal or fleece gloves
- Daypack 30 litres
- Headtorch and spare batteries
- Sun protection (including lip sun screen)
- Water bottles 1 Litre (x2) - hydration system is useful e.g. camelbak or platypus (we encourage re-filling water bottles rather than single use plastic)
- Water purification tablets
- Sleeping bag (comfort rated -5°C)\*
- Small padlock (to lock your kit bag)
- Antibacterial handwash
- Washbag and toiletries
- Toilet roll
- Small trek towel
- Basic First Aid Kit including: Antiseptic cream, throat lozenges, diarrhoea treatment (Imodium), painkillers, plasters and blister treatment, Insect repellent, and re-hydration salts (Dioralite).

### **The following items are optional:**

- Sleeping bag liner
- Thermarest (a foam mattresses is provided)
- Trekking poles (recommended)
- Camera
- Travel clothes (can be left in Marrakech in a foldaway bag)
- Pen-knife (note: always pack sharp objects in hold baggage)
- Repair kit (needle, thread, duct tape etc)
- Reusable cloth bag for shopping (to avoid plastic bags)

### **Equipment hire:**

\*Available for hire/rental through KE Adventure Travel

### **Cotswold Outdoor**





Many of the Equipment items listed above are available from [Cotswold Outdoor](#) - our '**Official Recommended Outdoor Retailer**'. When you book a holiday with KE you will receive 12.5% discount voucher from Cotswold Outdoor and other retailers. [>> Find out more](#)

## Land Only Information

We sell this holiday on a Land Only basis allowing you the flexibility to choose the travel method which best suits you. The holiday starts at the hotel in Marrakech and transfers are provided from Marrakech Airport.

# Why Choose KE

## Why KE

Mgoun is known as the most beautiful peak in the High Atlas Mountains. This exclusive to KE Holiday runs only limited departures for adventurous walkers looking for a remote and truly off the beaten track mountain journey. The trail to the summit takes you via the most spectacular ridge walk in the High Atlas Mountains. Join a maximum group size of 12 as you head off for some nomadic encounters. When travelling to the area of Mgoun Lonely Planet Magazine travelled with KE - the Moroccan specialists.

**Please Note** This document was downloaded on 01/11/2024 and the trip is subject to change