

Family Teenage Toubkal Ascent, Morocco

Trip Code: FTT

Version: FTT Family Teenage Toubkal Ascent, Morocco

MA

MULTI ACTIVITY



FAMILY



MODERATE



HIGHLIGHTS

- A perfect walking holiday in Morocco for families with teenage children
- Spend time exploring the souks and sights of Marrakech with your family
- Meet the Berber people, learn about their culture and enjoy their fun leadership on the trip
- A great first proper trek for teenagers to the summit of a beautiful mountain

AT A GLANCE

- 4 days trekking
- Max altitude - 4167m
- Join at Marrakech

ACCOMMODATIONS & MEALS

- 7 Breakfasts
- 5 Lunches
- 5 Dinners
- 2 nights Hotel with swimming pool
- 3 nights Gite / Hostel
- 2 nights Mountain Hut / Refuge

[VIEW DATES, PRICES & BOOK YOUR HOLIDAY HERE](#)

Introduction

This is an excellent [family adventure walking holiday](#) for those with fit and active teenagers. Reaching the summit of Mt Toubkal (4167m), the highest peak in the Atlas Mountains, is a challenge but we recognise the fact that there are enthusiastic and energetic families who would like to tackle the summit together, and having offered this for years we know it's all perfectly achievable. After the scenic drive from Marrakech to Imlil, at the foot of Toubkal, we enjoy an acclimatisation day before making our summit attempt. It's not all about the mountain, though! Morocco is an exotic mix of colours, sights and sounds. There will be time to explore the squares and souks of magical Marrakech and to enjoy the warm welcome of the Berber people. As this is a family adventure holiday, the emphasis will be on making the most of the experience and, if the summit of Toubkal proves to be too difficult for the group, the itinerary can be amended to allow for further exploration.

This trip can be extended to the coast by joining our [Family Camels on the Beach holiday](#), which runs back to back on certain departures for a two week mountain and beach adventure.

Is this holiday for you?

Suitable for children from 10yrs old

This holiday has been designed for families. The ascent of Toubkal is a challenge and we would recommend this holiday for active families with children who are accustomed to full days out in the mountains. The actual ascent day is optional if you feel it's too much once you are there.

The accommodation is 2 nights hotel, 3 nights gite and 2 nights in the mountain refuge. The maximum altitude attained of the walking section is not extreme and our highest overnight stop at the refuge (we spend two nights here) is at approximately 3200m. Acclimatisation to these altitudes is not usually a problem, although you may feel the effects.

For most of the walk we follow well-established trails between valleys and villages which are suitable for mules and very straightforward for walkers. On the ascent of Toubkal, we will encounter zig-zag trails on

scree. You and your family should be comfortable with walking on good trails, with steep ascents and descents. The walking presents no technical difficulty. There are two shortish days of walking on this holiday and two longer days on the approach to Toubkal during the ascent of the mountain. This family walking holiday would be a good introduction to longer trekking holidays in say France, India or Nepal.

The guides speak English and French and the group may include both English and French families. We run this trip in conjunction with our French partners at Allibert, which adds a great extra dimension for our young participants. In France it is illegal to discriminate according to age, so where a younger child can demonstrate sufficient ability/maturity as an older child, they have to be considered for the trip.

Itinerary

Version: FTT Family Teenage Toubkal Ascent, Morocco

DAY 1

Meet at the group hotel in Marrakech. Transfers from Marrakech Airport are provided.

Your holiday starts at the hotel in Marrakech. On arrival at Marrakech Airport you will be met by a KE representative who will assist with the short transfer to the group hotel. After settling in you may have the time to do a little exploration. There is lots to see and do in Marrakech, and quite easy to get around. You can head for the central square, Djemaa-el-Fna, beneath the imposing tower of the Koutoubia Mosque. The main labyrinth of souks is also found here if we fancy looking around and chatting to the local sellers. We can have dinner at the hotel or a nearby restaurant.



Accommodation

Hotel with swimming pool

DAY 2

Transfer to Imlil in the Atlas mtns. Walk to Ait Souka (2000m), settle into accommodation, short walk.

On our first morning in Morocco, we will have a leisurely breakfast before setting off on the 2 hour drive to the mountains, including a couple of sightseeing stops. We drive southwards out of the city, with the peaks of the Atlas ahead of us. At the bazaar town of Asni, we turn away from the main road and begin to climb into the foothills of the Atlas. Our route follows the picturesque Mizan Valley and we begin to see the clustered houses of the mud-brick villages of the Berbers. Imlil is effectively the end of the road from here we will stretch our legs with the half-hour walk along the jeep road to the hamlet of Ait Souka. The area around Imlil was used in 1997 as the backdrop for parts of the major Hollywood movie 'Kundun'. The old kasbah above the village was renovated and made to look like a Tibetan temple. We check in to an excellent gite at Ait Souka for the next 2 nights and can take tea on the roof terrace, with great views of a range of peaks including Toubkal itself. After lunch at the gite, we will take another short walk above the gite and have the chance to enjoy the views and the peace of the mountains. Our walk leads through terraced fields and via a number of small Berber hamlets. We return to the gite (approx 2000m) for dinner and overnight.

Meals: **B L D**



Accommodation

Gite / Hostel



Time

2 - 3 hrs walking

DAY 3

A walk to acclimatise, through Berber villages and to the pass at Tizi n'Tamatert. Return to Ait Souka.

Today is a day for acclimatisation in and around the charming Imlil Valley. To help with this process, we'll take a short day walk above the village. One option is to walk beside the Imenane stream through typical Berber villages and towards the low pass of the Tizi n'Tamatert and the village of the same name. The paths that we will encounter are rocky, but clearly defined and in the lower valleys wind their way through cultivated terraces and walnut trees. We have a picnic lunch on our walk and return to the gite in the afternoon, leaving us plenty of time to enjoy the views of the mountains and of our route tomorrow.

Meals: **B L D**






 Accommodation Gite / Hostel	 Ascent 500M	 Descent 500M	 Time 5 hrs walking	 Distance 8KM
---	---	--	--	--

DAY 4

Walk to the refuge at the foot of Mount Toubkal (3057m).

Leaving Ait Souka, the trail crosses the river and climbs easily at first through the valley above the village of Aroumd, following the east side of the stream and passing through a number of terraced fields and groves of walnut trees. At the point where the trail begins to climb more abruptly towards the basecamp for Mount Toubkal, we reach the Muslim pilgrimage site of Sidi Chamharouch, which is tucked under the steep mountainside, where a stream emerges from a rocky gorge. A huge white-painted boulder marks the spot where, legend has it, Saint Chamharouch lies entombed. Here there are a couple of wayside stalls and we will stop for a cool drink, before continuing, through increasingly impressive mountain scenery to our overnight stop at the refuge (3207m).

Meals: **B L D**

 Accommodation Mountain Hut / Refuge	 Ascent 1660M	 Descent 340M	 Time 6 - 7 hrs walking
 Distance 12KM			






DAY 5

Summit day of Mount Toubkal (4167m), a long day with great summit rewards. Return to the refuge.

A long day for those who choose to make an ascent of Jebel Toubkal (4167m) North Africa's highest

peak. After an early breakfast, we set off on the steep ascent. Our route zig-zags eastwards, directly above the hut across scree and boulders, before passing between two rocky guardian peaks to reach a high corrie which may even hold patches of old snow. We continue upwards across more scree, with the views becoming more expansive as we reach the ridge-line which drops off steeply to the east. After around 4 hours, we arrive at the metal tripod that marks Toubkal's summit. There are breathtaking views of the peaks of the High Atlas away to the north-east and of the Anti Atlas and the Sahara to the south. After our 2-hour descent back to the refuge, we have a late lunch and then a chance to take it easy and rest our tired legs. For any group members not wishing to make the Toubkal ascent, there are options for easy walks and also plenty of opportunity to make Moroccan biscuits with the cook, learn local games, drink mint tea and basking in these magnificent mountain landscapes.

Meals: **B L D**

 Accommodation Mountain Hut / Refuge	 Ascent 1490M	 Descent 1490M	 Time 6 - 7 hrs walking
 Distance 7KM			

DAY 6

Return trek to Ait Souka (2000m) down the valley passing again through Sidi Chamharouch.

After a leisurely breakfast, enjoying our high mountain surroundings, we make an easy descent to the lower valleys, passing once again through Sidi Chamharouch and going by way of the prosperous village of Aroumd. Lunch at the gite and then the afternoon is free to take it easy or to do some exploring in and around the nearby village of Imlil.

Meals: **B L D**

 Accommodation Gite / Hostel	 Ascent 340M	 Descent 1660M	 Time 4 - 5 hrs walking	 Distance 12KM
---	---	---	--	---

DAY 7

Return to Imlil, transfer to Marrakech. Afternoon free for sightseeing including Djemaa el-Fna.

Today we make the short walk down to Imlil, where we meet our transport for the drive back to Marrakech. Arriving before lunchtime we check in to the group hotel and have the rest of the day free for sightseeing. In the early evening we will certainly want to check out the remarkable central square of the Djemaa el-Fna. At around 4 pm each evening this large open square becomes the focus of activities for local people and tourists alike. Troupes of Berber acrobats and musicians, together with snake-

charmiers, water sellers and story tellers begin their evening performances which become more and more animated as the sun sets. We can take a snack from one of the dozens of amazing food stalls which spring up as if by magic in the centre of the square, illuminated by hurricane lamps and offering all manner of mouthwatering delicacies.

Meals: **B**

**Accommodation**

Hotel with swimming pool

DAY 8**Departure day. Marrakech Airport transfers provided.**

Your holiday ends after breakfast. Airport transfers are provided on this day.

Meals: **B**


Extensions

When booking your holiday, you will be able to 'add an extension option'. Once we have received your booking we will contact you to discuss additional services required for the extension and to take any additional deposit.



Essaouira Coastal Hotel Extension

Friendly Essaouira provides a beautiful base for this colourful Atlantic Coast extension which offers a fantastic start or end to our holidays in Morocco. Described as the prettiest town in the country, the UNESCO port and medina are a riot of colour and activity. To ensure a relaxing time in Essaouira we take care of private return transfers and accommodation for 3 nights in a hotel with swimming pool. Essaouira has plenty of things to see and do so we leave your days free for you to enjoy at leisure. This extension starts and ends in Marrakech.



Sahara Desert Family

For a taste of the Sahara Desert this adventure is hard to beat! After journeying across the Atlas Mountains we arrive in the oasis town of Skoua for a night in a traditional Moroccan Kasbah with pool. Next we head into the sandy dunes near the town of Merzouga and take a stunning desert sunset walk with camels to our nomad tents for the night nestled in the dunes. In the morning we'll watch sunrise over the dunes before making our way back to Marrakech, with a stop in Ouarzazate and the UNESCO Kasbah of Ait Ben Haddou. Staying in traditional riads and kasbahs with pools, and travelling in an air-conditioned 4WD vehicle this is a great way to experience the desert.

Holiday Information

What's Included

- An experienced bilingual (English and French speaking) guide
- Marrakech Airport transfers (on Day 1 & 8 only)
- All land transport involved in the itinerary
- All accommodation as described in the trip dossier
- Meals as detailed in the Meal Plan
- Once on trek a full service including food and all equipment (excluding personal equipment)

What's not Included

- Travel insurance
- Tips for staff
- Some meals as detailed in the Meal Plan
- Miscellaneous expenses - drinks and souvenirs etc

Joining Arrangements & Transfers

TRAVEL TO YOUR DESTINATION

If flying from the UK there are low cost airlines available to the start and from the end of your holiday.

To benefit from full financial protection, ease your holiday planning, and avoid dealing with airlines, we can book scheduled flights from the UK as part of a flight inclusive package. Scheduled flights are usually more expensive than low cost alternatives, however potentially less stressful if your flight is cancelled or delayed. If you book flights through KE Adventure Travel we will offset the carbon of your flight.

The group will meet at the hotel in Marrakech.

Airport transfers are provided for all clients to the group hotel.

Hotel contact details and an emergency number will be provided with your booking confirmation.

Meal Plan

All meals whilst on trek are included in the holiday price. In Marrakech where there is a wide range of dining options we have left the choice of what to eat and how much to spend to you. This means you will pay directly for a total of 2 dinners and 1 lunch. Options in Marrakech range from the very inexpensive mouth-watering fare served in the Djemaa el Fna (£4 - 7) to fine dining in the city's more upmarket restaurants (£15 - 25).

Food & Water

It is not recommended to drink untreated water from the taps. You should take purification tablets or a filter bottle (such as a [Water-To-Go bottle](#)) to treat your water. We do not encourage the purchasing of single use plastic bottles.

Whilst in the mountains, the food is a mixture of local and international, all purchased locally and cooked for us by our crew. Breakfasts are continental style, with tea and coffee, orange juice, cereals including muesli, bread, jam, honey and cheese. A morning snack is also provided and this usually consists of a piece of fruit (apple, orange), together with Moroccan “trail mix” of dried figs and dates, peanuts, sugar coated peanuts and other nuts. Lunch usually starts with the Berber speciality of mint tea, followed by a buffet of rice, pasta or cous-cous, with a freshly prepared salad - onion, tomatoes, green peppers, grated carrot, green beans, with tinned sweetcorn or peas added. Hard and soft cheeses, tinned fish, olives, biscuits and bread are also on the lunchtime menu. Dinner starts off with soup and bread. The main course is usually rice, pasta, cous-cous, spaghetti or chips, with a vegetable stew (or tagine) consisting of some of the following - onion, potato, carrot, green pepper, zucchini, turnip, parsnip, green beans, peas. There will be some meat (usually chicken, lamb or beef). Meat is not prominent in the menu. All dishes come with traditional sauces which are rarely (spicy) hot. Desserts usually consist of fruit, some fresh but more likely tinned, including pineapple, apricot, pears, peaches or mixed. To round off dinner, there is the usual range of hot drinks. In Marrakech there usually is a wide range of different foods available.

Accommodation

During this holiday the group will spend 2 nights at a comfortable hotel in Marrakech with swimming pool. We also have 3 nights at an excellent gite in Ait Souka, where the accommodation is in small dormitory rooms, usually shared by 4 people and perfect for families. Although mattresses and bedding are provided, we recommend that group members take a sheet sleeping bag. Rooms in the gite have shared facilities and hot showers. We have 2 nights in the Mouflons Refuge or the Neltner CAF Refuge. Both the refuges have simple bathrooms and mixed dormitories.

In the Marrakech hotel, 3-person families will share a triple room, whilst 4-person families will have adjacent twin-bed rooms. We will do everything to ensure that you are happy with your rooming allocation.

Additional hotel nights are available pre and post the holiday. Hotels are subject to availability and prices may vary.

Group Leader & Support Staff

The group will be accompanied by an experienced bi-lingual Moroccan leader throughout the trip. On trek we have the services of a professional cook and the assistance of mules and muleteers to carry our equipment and personal baggage. With larger groups you will have an assistant guide on summit day.

Altitude

This holiday involves going to high altitude. During the course of your trip you will reach altitudes in excess of 3500 metres. This is not something that you should worry about; the human body is quite capable of adapting to a very wide range of altitudes, but it is important that we follow some simple rules in order to acclimatise successfully. Before coming on this holiday you should read the advice on [trekking at high altitude](#). You can also talk to one of our trekking experts if you have any concerns about altitude.

Spending Money

Approximately €400 (or equivalent in GBP or USD) per family (mum, dad and 2 kids) should be allowed for miscellaneous expenses, including tips for the crew and soft drinks and modest souvenirs. Marrakech is a great place for souvenir buying. If you are intending to buy expensive items, you should budget accordingly and you may wish to pay by credit card. It is not necessary to purchase Moroccan currency (Dirham) outside the country. You can withdraw money in local currency from ATM's in Marrakech or your travel money can be carried in the form of cash (Sterling and US dollars are easily exchanged). Credit cards can be used to purchase goods and it is a good idea to carry one in case of emergency.

Guidance on Tipping

Tips are the accepted way of saying 'thank you' to your local guides and porters. They do not form part of their wages. KE always pays local crews the best rates of pay, no matter what country they are in and any tips they receive are seen as a personal thank you from group members. For our part, we advise local teams that tips are not a duty or a prerequisite but are a bonus and entirely dependent on the service that was given. For your trek crews we recommend that you give a tip if you feel that their services have met your satisfaction. As a rough guide we suggest you allow a total of €100-150 per family of 4 for tipping.

Baggage Allowance

For this holiday you should take one piece of luggage, which should be a soft bag and a daypack. Your bag on trek will be carried by pack animals and should not weigh more than 15kg. It is possible to leave clothes or other items not required at the group hotel. For international flights please check your baggage allowance with your airline.

Group Size & Holiday Status

For each holiday there is a minimum number of participants required to enable it to go ahead. Once the minimum number is reached, the trip status will change from 'Available' to 'Guaranteed to run'. You can check the trip status for each departure in the 'Dates and Prices' table. Other than in exceptional circumstances, we will not cancel a trip once it has achieved this guaranteed to run status so you are free to proceed with your international flight booking and other travel arrangements.

General Information

Passport & Visas

The information that we provide is for UK passport holders. A passport with 6 months remaining validity at the end of your stay is generally required, and you should have at least 2 blank pages for each country that you visit.

It is your responsibility to ensure that you have the correct travel documents and visas for your holiday. Please ensure that you check for the latest advice before travel. For the most up to date information on entry requirements, please visit the [UK Government website](#).

Visa Morocco

UK and USA passport holders do not require a visa for short stays.

Health & Vaccinations

If you have a severe allergy please inform the KE office before you travel. We will do all we can to help, but we cannot guarantee an allergy free environment on KE trips. You will need to carry your own treatment for the allergy with you, as 'adrenaline auto-injectors' are not carried as standard by KE leaders and staff. You should inform your leader on arrival of your allergy, and let them know where you keep your adrenaline pen.

VACCINATIONS

You should contact your doctor or travel clinic to check whether you require any specific vaccinations or other preventive measures. You should be up to date with routine courses and boosters as recommended in the UK e.g. diphtheria-tetanus-polio and measles-mumps-rubella, along with hepatitis A and typhoid. A good online resource is [Travel Health Pro](#).

Currency

The unit of currency in Morocco is the Moroccan Dirham.

Preparing for your Holiday

It makes sense to do a bit of additional exercise before coming on a walking holiday. The fitter you are, after all, the more enjoyable you will find the experience. For this holiday you need to be aerobically fit and capable for walking up to 7 hours on each of 2 successive days. Before departure, we suggest that you try to fit in a number of long walks in hilly country.

Climate

It is hot in Marrakech in the summer months. Temperatures in Marrakech might reach up to 40°C, dropping to around 25°C at night. Once we are on trek and we start to gain height, we can expect the temperatures to be rather lower, with daytime temperatures above 2500m being around 20 to 25°C. At night, the temperatures, even at our basecamp, will not fall below freezing. The weather is usually fine at the time of our scheduled departures. However, weather in mountainous areas is notoriously difficult to predict, and rain or even short-lived storms can occur at any time of the year and you must be prepared for extremes of climate.

Travel Aware

As a reputable tour operator, KE supports the British Foreign, Commonwealth and Development Office's '[Travel Aware](#)' campaign to enable British citizens to prepare for their journeys overseas. The 'Travel Aware' website provides a single, authoritative source of advice for all kinds of travellers and we recommend that before travel, all KE clients visit the official UK Government website at travelaware.campaign.gov.uk and read the FCDO Travel Advice for their chosen destination. North Americans can also check out the U.S. Department of State website: www.travel.state.gov for essential travel advice and tips.

KE treat the safety and security of all clients as the most important aspect of any trip we organise. We would not run any trip that we did not consider reasonably safe. Should the FCDO advise against travel for any reason, we will contact everyone booked to travel to discuss the situation. We receive regular updates directly from the FCDO and are in constant touch with our contacts on the ground. If you have any questions about government travel advice, please call our office.

Single Use Plastic

KE do not encourage the use of single use plastic items. We are ensuring that our agents all over the world are working together to reduce the problem and educate those around them. We are leading by example in our KE office by reducing our plastic use.

Maps

Orientazion. 1:50,000 series, Toubkal Hiking Map

A good scale map centred roughly on Toubkal. This is currently the best map readily available for trekkers at a useful enough scale to follow the route on the ground.

FAQ's about our family holidays

We welcome all family dynamics and we will try to accommodate you in the roomings of your choice. The only stipulation for joining a family group holiday is that 1 party member is 17yrs or under, and they are accompanied by an adult. An average group size is around 10 members in total. Further general information and FAQ's are available here: [KE Family Adventure Holidays general information](#).

Travel Insurance

It is an essential condition of joining a holiday with KE Adventure Travel that you have a valid travel insurance policy to cover the cost of medical treatment and to protect the value of your holiday in the event of cancellation. When taking out insurance please ensure the policy you choose covers you for the activities and altitude included in your itinerary.

For appropriate insurance cover we recommend Campbell Irvine Direct. Please go to our [Travel Insurance](#) page for further information and to get a quote.

Explore International

This holiday is part of our Explore International range. Participants on these trips can book through KE or through one of our international partners. This helps us to gather together sufficient numbers of like-minded adventurers to get your holiday up and running quickly. Led by an English-speaking guide, the cosmopolitan nature of these groups can be an important part of the experience!

Equipment Information

Equipment List

Please try to keep the weight of your baggage to a minimum. See the 'baggage allowance' section for further details.

You should bring the following items:

- Hiking boots
- Trainers or sandals for camp
- Trekking trousers / shorts
- Walking socks & underwear
- Thermal baselayers - tops & leggings
- T-shirts / shirts
- Fleece jacket or warm jumper
- Lightweight waterproof jacket & over-trousers
- Sunhat
- Fleece hat
- Sunglasses
- Lightweight thermal or fleece gloves
- Daypack 30 litres
- Headtorch and spare batteries (for pre-dawn ascent)
- Sun protection (including total bloc for lips, nose etc.)
- Water bottles 1 Litre (x2) (we encourage re-filling water bottles rather than single use plastic)
- Water purification tablets
- Sleeping bag (comfort rated +5 degs C)*
- Sheet sleeping bag
- Antibacterial handwash
- Washbag and toiletries

- Toilet roll for the refuge nights
- Travel Towel
- Basic First Aid Kit including: Antiseptic cream, throat lozenges, diarrhoea treatment (Imodium), painkillers, plasters, blister treatment. Glucose tablets and multi-vitamin tablets are also a good idea

The following items are optional:

- Trekking poles
- Spare laces
- Insect repellent
- Camera
- Travel clothes
- Pen-knife (note: always pack sharp objects in hold baggage)
- Repair kit - (eg. needle, thread, duct tape)
- Reusable cloth bag for shopping (to avoid plastic bags)

Equipment hire:

*Available for hire/rental through KE Adventure Travel

Cotswold Outdoor



Many of the Equipment items listed above are available from [Cotswold Outdoor](#) - our '**Official Recommended Outdoor Retailer**'. When you book a holiday with KE you will receive 12.5% discount voucher from Cotswold Outdoor and other retailers. [>> Find out more](#)

Land Only Information

The LAND ONLY dates and prices are for the itinerary, joining at the hotel in Marrakech. Transfers are included from/to Marrakech Airport.

Flight Inclusive Information

The FLIGHT INCLUSIVE dates and prices are based on UK flights from London to Marrakech.

Outbound flights will usually depart from the UK in the early afternoon, arriving late afternoon on Day 1. Return flights will depart Marrakech usually in the late afternoon of the last day of the itinerary, arriving in the UK later the same day.

Why Choose KE

Why KE

We are one of the few operators in the UK that offer Mount Toubkal specifically for families. Having run this itinerary for over 20yrs we have inspired many children with summit success in Morocco. Our guides are brilliant with children and often firm friends by the end of the holiday.

Please Note This document was downloaded on 03/11/2024 and the trip is subject to change